

EMERGENCY EQUIPMENT



EYE/FACE WASH :: SHOWERS
TEMPERING SOLUTIONS
COMBINATION UNITS

This brochure represents a portion of the extensive emergency equipment product line that HAWS® offers.

Visit www.hawsc.com for a comprehensive list of products and accessories.



ABOUT HAWS®

CORE PURPOSE

TO IMPROVE THE
HEALTH & SAFETY
OF OUR GLOBAL
COMMUNITY.



GLOBAL CUSTOMERS



GLOBAL VISION



LOCAL SERVICE

Ingenuity is the *Haws* culture. Every day we work to address your needs and solve your challenges by applying imagination and initiative to make your job easier. *Haws* is committed to improving the health and safety of our global community by providing customer focused hydration, safety, and tempering solutions. With more than 8,000 distribution locations and 250 employees worldwide, we continually focus on quality, service, reliability and complete solution support.

With the invention of the drinking fountain in 1906 by Luther Haws, the Haws Sanitary Drinking Faucet Company formed in 1909 in Berkeley, California. During the 1950s, *Haws* introduced emergency drench showers and safety eyewashes into its manufacturing line. Establishing headquarters in Sparks, Nevada in 1996, *Haws* continued expanding, opening various global locations. In 2018, the Nevada Division of Industrial Relations awarded SHARP status (Safety and Health Achievement Recognition Program) to *Haws*.

To this day, *Haws'* innovative spirit is driven by third, fourth and fifth generations of the *Haws* family.

ANSI/ISEA COMPLIANCE



ARE YOU ANSI COMPLIANT?

EMERGENCY EYEWASH AND SHOWER EQUIPMENT COMPLIANCE

Published by International Safety Equipment Association, ANSI/ISEA Z358.1 establishes minimum performance and use requirements for eyewash and shower equipment.

SIGNIFICANT REQUIREMENTS FOR SIMULTANEOUS USE INCLUDE:

- Eyewash must deliver a minimum of flushing fluid at 0.4 gallons per minute (1.5 LPM) or 3 gallons per minute (11.4 LPM) for an eye/face wash
- Drench shower must deliver a minimum of 20 gallons of water per minute (75.7 LPM)
- Must be capable of simultaneous use
- Must deliver tepid flushing fluid, defined as 60° - 100°F (16° -38°C)

WHY TEPID WATER? Providing The Right Water Temperature Will Provide a Comfortable Flushing Environment and Encourage the Required Full 15-Minute Flush To:

- Help cool burns
- Help prevent hypothermia
- Help prevent chemical absorption
- Minimize further injury

All Haws Emergency Response Products Meet the ANSI/ISEA Z358.1-2014 Standard

HAWS® SERVICES



EMERGENCY RESPONSE MAINTENANCE, REPAIRS, AND COMPLIANCE

Specializing in emergency shower and eyewash product commissioning, preventative maintenance, annual ANSI site surveys and inspections, repairs, and educational training programs for certification.

RELIABLE PRODUCT COMMISSIONING

From new installations to existing systems, we assist in design, installation, testing, troubleshooting, and operation. Our commissioning experts provide complete and thorough services according to the products operational requirements.

EXTENSIVE ANSI Z358.1 COMPETENT PERSON TRAINING

Onsite and online step-by-step ANSI compliance education and training support to help your team better understand the value and importance of compliant equipment and the potentially severe effects of noncompliance.

COMPREHENSIVE ANSI Z358.1 ANNUAL INSPECTIONS

In-depth, onsite evaluation and testing to assess your facility's compliance to ANSI requirements. Robust reporting and detailed recommendations provided to bring your site to compliance with the ANSI Z358.1 Standard.

PREVENTATIVE MAINTENANCE

All-inclusive services to guarantee accurate cleaning, inspection, and replacement of necessary parts and/or units to ensure proper functionality and longevity of emergency equipment.

EMERGENCY EQUIPMENT PRODUCT REPAIRS AND UPGRADES

Onsite repairs and/or upgrades by experienced and knowledgeable ANSI compliant emergency shower and eyewash experts.





Flushing Inside To Out Is Preferred 4 to 1.

Independent study of Practicing Ophthalmologists, April 2014

Ground-breaking AXION® designs continue to change the emergency response landscape by offering the only *medically superior response*® solution in the industry.

INJURY REDUCTION

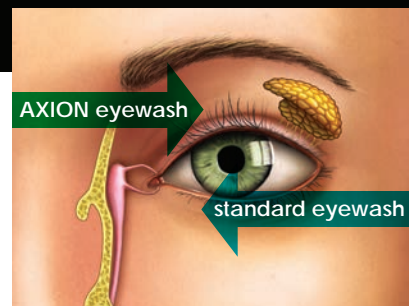
To aid in reducing unnecessary injury, the trademarked inverted eye/face wash water streams gently flush contaminants away from sensitive glands and ducts that surround the eye.

INTEGRAL FLOW CONTROL

Predictable eye/face wash stream heights and laminar flow provide consistent pressure for greater user comfort. Flow controls within the showerhead regulate the flow rate to ensure water is available for the eye/face wash to allow for simultaneous use.

VICTIM COMFORT

The hydrodynamic showerhead design minimizes the strong physical pressure by releasing smaller discreet droplets and spinning the water inlet makes the distribution even across the entire footprint of the flow.



**AXION MSR CAN SOLVE THE 3
MOST COMMON COMPLIANCE
ISSUES BY PROVIDING:**

1. Simultaneous Flow
2. Non-Injurious Controlled Flow
3. Even Eyewash Flow Patterns

AXION ADVANTAGE®

Designed to upgrade your facility's emergency eyewash and shower systems, the *AXION Advantage* improves existing emergency equipment while maintaining ANSI compliance (when properly installed).



AXION Advantage eye/face wash head installed on Bradley Model S19-310FW

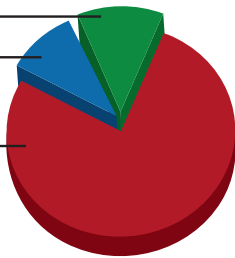
DID YOU KNOW?

88% of Units Are Not ANSI Z358.1 Compliant.

COMPLIANT: 12%

**NON-COMPLIANT:
OTHER, 10%**

**NON-COMPLIANT:
PERFORMANCE RELATED,
78%**



1000+ Units Surveyed

With four Advantage systems providing the necessary pieces to convert the majority of existing competitive eyewashes and showers, your facility will have the tools to upgrade older *Haws* products, replace ineffective competitive products, and test for continued ANSI compliance.

Upgrading to the *AXION Advantage* system is easy; simply remove the existing head, select the appropriate supplied connector, and attach the *AXION* head.

Model **AX13**

AXION Advantage eye/face wash upgrade system with green ABS plastic eye/face wash head

Model **AX13S**

AXION Advantage eye/face wash upgrade system with stainless steel eye/face wash head

Model **AX14**

AXION Advantage eye/face wash upgrade system with green ABS plastic eye/face wash head and showerhead

Model **AX14S**

AXION Advantage eye/face wash upgrade system with stainless steel eye/face wash head and showerhead



Model **AX13**



Model **AX14S**

AXION® eyePOD®



Model 7620

The AXION eyePOD is a faucet-mounted eyewash providing facilities with AXION MSR eyewash irrigation capabilities in an attractive, low cost, compact package.

The sleek, smooth, stainless steel exterior of the eyePOD is easy to clean and use. The polished surface is cosmetically suited for any setting, and the stainless steel construction is rugged enough for any industrial application.



FEATURES & BENEFITS

INVERTED DIRECTIONAL LAMINAR FLOW

Zero vertical velocity™ for maximum victim comfort.

BUILT-IN THERMOSTATIC SAFETY VALVE

Automatically shuts off eyewash flows at 100°F (37°C), diverting all water out through the aerator at the bottom of the unit to prevent scalding of the eyes.

EASY INSTALLATION

Standard 55/64-27 thread faucet connection comes with four additional adaptors allowing the eyePOD to be used on various standard faucets.

AERATORS

Standard 1/2 gallon (1.89 L) faucet outlet flow with second 1-gallon (3.79 L) laminar outlet also supplied.

CERTIFIED TO

NSF61, California Health and Safety Code 11675 (AB 1953), as well as ANSI/ISEA Z358.1 and CSA B125.

AXION® MSR :: EYE/FACE WASH



FEATURES & BENEFITS

- Integral flow control
- Stainless steel bowl with a #2L bright finish or safety green ABS plastic bowl resistant to damage from alkaline, salt solutions, most acids, and sun damage
- Chrome-plated brass stay-open ball valve with a stainless steel ball and stem
- Signage and dust cover is included with all units
- Units are certified to meet the ANSI/ISEA Z358.1 Standard for emergency eyewash and shower equipment for full 15-minute flush



Model 7360B-7460B

Wall-mounted eye/face wash includes the AXION MSR eye/face wash head assembly. Zero vertical velocity™ stream engineering with even laminar flow for enhanced victim comfort, stability and effectiveness. Round 11" (28 cm) Type 304 stainless steel receptor and aluminum wall bracket for long life. Includes a mesh in-line strainer to collect line debris, and ball valve with stainless steel ball and stem for durability.

Model 9102

Stainless steel dust cover assembly for use on most push flag activated eye, eye/face and combination units that are equipped with an 11" (27.9 cm) diameter stainless steel or plastic receptor. Dust cover protects eye or face wash assembly against airborne contaminants. Pushing the flag raises the dust cover while activating the eyewash.





Model 7260B-7270B

Wall-mounted eye/face wash and bowl includes the AXION MSR eye/face wash head assembly. Zero vertical velocity™ stream engineering with even laminar flow. Round 11" (28 cm) ABS plastic receptor and aluminum wall bracket. Includes a mesh in-line strainer and ball valve with stainless steel ball and stem.



Model 7324

Wall-mounted eye/face wash which includes the AXION MSR head assembly. Zero vertical velocity™ stream engineering with even laminar flow. Chrome-plated brass stay-open ball valve equipped with stainless steel ball and stem, green molded ABS plastic wall bracket, universal sign, and ½" NPT inlet. Floor drain is recommended for this unit.



Model 7777

Pedestal unit, includes a Type 304 stainless steel AXION MSR eye/face wash head. Zero vertical velocity™ stream engineering with even laminar flow. Features a round 11" (28 cm) Type 304 stainless steel receptor and 1-1/4" NPT stainless stanchion. Optional stainless steel dust cover, model 9102.



Model 7261-7271

Pedestal unit, includes the AXION MSR eye/face wash head. Zero vertical velocity™ stream engineering with even laminar flow. Features a round 11" (28 cm) green ABS plastic receptor and 1-1/4" NPT galvanized stanchion. Also available with a stainless steel bowl, Model 7361-7461.

AXION® MSR :: DRENCH SHOWERS

AXION® NOZZLE

The AXION drench shower nozzle uses the latest in hydrodynamic principles to spin inlet water and break it into smaller, discrete droplets. It is designed to minimize the strong physical pressure that drives the water to the outer rim of normal showerheads, making the distribution equal across the entire footprint of the flow. This innovative design is featured on a number of shower units providing a comfortable environment by breaking the streams of water into smaller individual droplets.



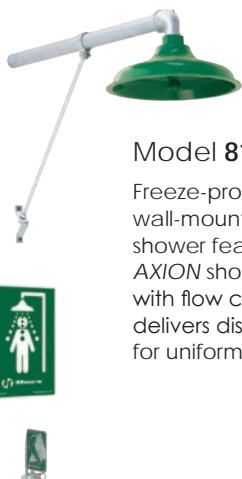
Model 8122

AXION drench shower with hydrodynamic shower design. Reduced installation time due to pre-built valve assembly and the ability to mount horizontally or vertically from any wall or ceiling. Solid construction from Schedule 40 hot-dipped galvanized steel make for a durable long-lasting product.



Model 8130

AXION drench shower with hydrodynamic shower design. Reduced installation time due to pre-built valve assembly and the ability to mount horizontally or vertically from any wall or ceiling. Corrosion resistant Schedule 80 PVC painted safety green, and stainless steel valve.



Model 8111FP

Freeze-protected, wall-mounted drench shower features the AXION showerhead with flow control that delivers dispersed flow for uniform drenching.



Model 8133H

Equipped with Type 304 stainless steel AXION showerhead and piping, with Type 316 stainless steel valve. Features a self-regulating shower stream and universal emergency sign. Reduced installation time due to pre-built valve assembly and unit's ability to be mounted horizontally from any wall.



Model 8123

AXION hydrodynamic Type 304 stainless steel showerhead and Schedule 40 hot-dipped galvanized pipe. Universal emergency sign. Vertical or horizontal mount.



AXION® MSR :: COMBINATION UNITS



Model 8300-8309

Combination shower includes the AXION MSR eye/face wash head assembly and AXION hydrodynamic shower design. Zero vertical velocity™ stream engineering with even laminar flow. Features a round 11" (28 cm) Type 304 stainless steel bowl. Stainless steel push flag and pull rod, mesh in-line eye/face wash strainer and ball valves with stainless steel ball and stem. Pipe and fitting: 1-1/4" NPT. Schedule 40 hot-dipped galvanized steel.



Model 8320-8325

Combination shower includes the AXION MSR eye/face wash head assembly with Zero vertical velocity™ stream engineering with even laminar flow. Features a round 11" (28 cm) ABS plastic bowl. Stainless steel push flag for eye/face wash activation, stainless steel pull rod for shower activation, mesh in-line eye/face wash strainer and ball valves with stainless steel ball and stem. Pipe and fitting: 1-1/4" NPT. Schedule 40 hot-dipped galvanized steel.



Model 8336

Combination shower includes the AXION MSR eye/face wash head assembly and AXION showerhead. Equipped with Type 316 stainless steel ball valves. Pre-built and fully water/pressure tested. Constructed from corrosion-resistant green epoxy finished Schedule 80 PVC.



Model 8330

AXION MSR eye/face wash head assembly and AXION showerhead, both in stainless steel. In-line 50 x 50 mesh water strainer, 11" (28 cm) stainless steel bowl. Solid 1-1/4" NPT Type 304 stainless steel construction. Optional stainless steel dust cover, model 9102.



Model 8317CTFP

Heat-traced combination shower combines AXION ABS plastic showerhead and AXION MSR eye/face wash head assembly for irrigation. Safety features include: a thermal actuator bleed valve, 120V thermostat cable double-wrapped piping, 3/4" (1.905 cm) insulation and outside jacket surrounding piping to prevent freezing down to -30°F (-34.4°C). Top or bottom water supply. Rated Class 1, Division 2.



Model 8317

Combines the use of an AXION showerhead and AXION MSR eye/face wash. Zero vertical velocity™ stream engineering with even laminar flow. Solid galvanized steel construction. Eye/face wash and valve assembly are pre-built and fully water/pressure tested.

AXION® MSR :: COMBINATION UNITS



Model 8300CRP-8309CRP


Corrosion-resistant combination shower and eye/face wash features the AXION MSR eye/face wash head assembly and the AXION hydrodynamic shower design. Eye/face wash streams provide Zero vertical velocity™ stream engineering with even laminar flow. Stainless steel push flag for eye/face wash activation, stainless steel pull rod for shower activation, mesh in-line eye/face wash strainer and a round 11" (28 cm) Type 304 stainless steel bowl.



Model 8309WC

Barrier-free combination shower eye/face wash, including the AXION MSR eye/face wash head assembly. Features a round 11" (28 cm) Type 304 stainless steel bowl. Zero vertical velocity™ stream engineering with even laminar flow. AXION ABS plastic showerhead with flow control delivers dispersed flow for uniform drenching. Barrier-free design offers a low profile loop assembly allowing for better wheelchair access as well as a longer pull rod for shower activation.

AXION® MSR :: ACCESSIBILITY



Model 8904

Counter-mounted AXION eye/face wash and body spray head. Activated with simple squeeze lever operation. 8-foot (244 cm) green hose for extended coverage area to further optimize the irrigation.




Model 8905

Wall-mounted AXION eye/face wash and body spray head, and 12-foot (366 cm) yellow recoil hose. Unit is activated with simple squeeze lever operation.

Model 8164

Recessed drench shower with high-polished stainless steel showerhead and self-regulating shower stream. Reduced installation time as valve assembly is pre-built.



Model 7610

Barrier-free pull down eye/face wash with AXION MSR head. Easy activation fold-down design. Extended length pull-down arm to accommodate wheelchair access. Activation and deactivation occur at a 30-degree angle limiting water splash. Counter or wall rear-mount design allows the sink to remain open to other uses. Model 7610S with shorter 13" arm available.



Model 7611

Lab unit is installed in accessible sink locations. AXION MSR eye/face wash head is easily activated by the emergency equipment's swing-out design. Side-mount design allows the unit to be mounted from either side of the sink.



Model 7360BTWC

Barrier-free emergency AXION MSR eye/face wash head assembly. Equipped with an in-line 50 x 50 mesh water strainer and pop-off dust cover. Space efficient design allows the unit to be mounted in easily accessible locations while providing a barrier-free installation. The low profile accommodates wheelchair access. Eye/face wash and valve assembly is pre-built and fully water/pressure tested. Unit comes with trap and tailpiece.



Model 7612LH

Sink or counter-mounted AXION MSR stainless steel eye/face wash head. Swing-away, left-hand operation allows the area to stay clear for everyday use. Dust cover for protection from debris when not in use. Unit is also available for right-hand operation.

PORTABLE EYEWASHES

Model 7500

Gravity-fed, 16-gallon (60.6 L) portable eyewash supplies a continuous flow of clean water for a full 15 minutes at .4 GPM (1.5 LPM). Featuring an FDA approved high-density green polyethylene tank easily activated by pulling the yellow activation arm down to the open position.



Model 7501

Compact and portable, this model is ideal for remote locations. Gravity fed, it supplies a continuous flow of clean water for a full 15 minutes at .4 GPM (1.5 LPM). Featuring an FDA approved 9-gallon (34.1 L) high-density green polyethylene tank easily activated by pulling the yellow activation arm down to the open position.



Model 7501T

Gravity-fed, 9-gallon (34.1 L), tempered portable eyewash that uses a heated, insulated blanket to provide ANSI certified, potable, tempered water in ambient operating temperatures from -20°F (-29°C) to 100°F (38°C). Ideal for remote locations without access to a continuous potable water source. Various voltage and Haz Loc options available.



Model 7601.37

Air pressurized, portable eyewash and body spray provides a reliable source of safety for irrigation. Combines the use of twin ABS plastic eyewash heads with a green ABS plastic face and body spray head. ASME rated 37-gallon (140 L) stainless steel tank. Protective measures include: air pressure gauge, pressure relief valve, and tire-type air fill valve. Includes a 6-foot (2 m) hose. Uses optional 9008 cart for site transport.



Model 7603

Air-pressurized, 15-gallon (56.8 L), self-contained portable eyewash. Provides approximately 10 usable gallons (37.9 liters) of water for effective rinsing of the eyes. Ideal, cost-efficient solution for a facility's ANSI eyewash requirements in locations without access to a continuous potable water source. Protective measures include: air pressure gauge, pressure relief valve, and tire-type air fill valve. Optional transport cart, model 9008 and drench hose, model 8901B.



Model 7603T

Air-pressurized, 15-gallon (56.8 L) eyewash that uses a heated, insulated blanket to provide ANSI-compliant tempered, potable water in ambient operating temperatures from -20°F (-29°C) to 100°F (38°C). The unit provides approximately 10 usable gallons (37.9 liters) of water for effective rinsing. 120V electrical requirement with supplied 8-foot GFCI power cord. Additional HazLoc and 240V options available.



Model 9082

Sterile bacteriostatic preservative for use in portable eyewash stations. One 8 oz. (236 ml) bottle will preserve 5 to 20 gallons (18.9 to 75.7 L) of portable water for up to four months. Four bottles per carton. Also available, 12 bottles per carton, model 9082-C.



Your Industrial Valve Safeguard

Stem Shield™ provides ideal protection for stem threads on stem and yoke gate valves. *Stem Shield* is a simple, cost-effective safeguard for workers who could come into contact with exposed industrial valve stems, potentially causing injury or infection.

- Chemically-resistant, waterproof, soft-cell rubber foam enclosed PVC pipe
- Lightweight, durable material withstands extreme temperatures and a broad range of elements
- Highly-visible yellow casing for easy detection
- Stainless steel cable to lock Shield in place without inhibiting operation of valve
- Quick and easy installation

BENEFITS OF STEM SHIELD

1. SAFETY: PROTECTION AGAINST INJURY AND INFECTION

Stem Shield protects workers from accidentally cutting, gouging, impaling or otherwise injuring themselves due to exposed stems. The danger of infection resulting from exposed rusty piping can be prevented by simply covering the piping with *Stem Shield*.

2. MAINTENANCE EASE: STEM PROTECTION AND LUBRICATION

Stem Shield protects stem threading from degradation or damage due to a broad range of elements or incidental contact with machinery or tools. *Stem Shield* also reduces the need for frequent lubrication by 50%.

5" (12.7 cm) Stem Shield

Covers valve stems 3-5" in length and up to 1" (2.5 cm) in diameter

7" (17.8 cm) Stem Shield

Covers valve stems 6-7" in length and up to 1 ¼" (3.2 cm) in diameter

9" (22.9 cm) Stem Shield

Covers valve stems 8-9" in length and up to 1 ½" (3.8 cm) in diameter

12" (30.5 cm) Stem Shield

Covers valve stems 9-12" in length and up to 2" (5.1 cm) in diameter

18" (45.7 cm) Stem Shield

Covers valve stems 13-18" in length and up to 2" (5.1 cm) in diameter

Customization options include diameter, length, color, and logo. Available through the Haws® Specials Program.

BARRIER-FREE LAB PRODUCTS



FEATURES & BENEFITS

- AXION MSR eye/face wash head assembly
- AXION stainless steel showerhead with hydrodynamic design for equal distribution of water throughout flow
- Valve is designed to make flushing of fluid occur with the pull of a lever
- Pull-down design for wheelchair accessibility
- Eye/face wash and valve assembly is pre-built and fully water/pressure tested
- 18-Gauge Type 304 stainless steel cabinet



Model 8355WCW

Barrier-free, fully-recessed combination unit features the AXION stainless steel showerhead with the AXION MSR eye/face wash. Fully-recessed design with pull-down lever to activate shower. Chrome-plated brass pull-down valve for eye/face wash and easy access in-line strainer.



Model 8356WCDD

Barrier-free, fully-recessed, combination unit features the AXION stainless steel showerhead with the AXION MSR eye/face wash. Wall flush-mount design with pull-down lever to activate shower. Stainless steel drain pan to collect wash waste within cabinet, with day light drain.



Model 7656WCSM

Wheelchair accessible surface-mount unit features the AXION MSR eye/face wash. Stainless steel deep-drawn cabinet and surface-mount support enclosure, polished chrome-plated brass pull-down valve with easy access in-line strainer. Perfect for mounting on block or solid walls which cannot be cut into.



Model 7656WCC

Barrier-free, fully-recessed, wall-mounted unit features the AXION MSR eye/face wash. Chrome-plated brass pull-down valve for eye/face wash and easy access in-line strainer. Stainless steel drain pan to collect wash waste within cabinet.





Model 8356WCSM

Wheelchair accessible surface-mount combination unit features AXION stainless steel showerhead and AXION MSR eye/face wash with a pull-down lever to activate shower. Perfect for mounting on block or solid walls which cannot be cut into. Easy access exterior mounted in-line strainer.



Model 8356WCW

Barrier-free combination unit features the AXION stainless steel showerhead with the AXION MSR eye/face wash. Fully recessed wall-mount design with pull-down lever to activate shower. Stainless steel drain pan to collect wash waste within cabinet.



Model 8356WCC

Barrier-free, wall-mounted, fully recessed combination shower unit features the AXION stainless steel showerhead with the AXION MSR eye/face wash. Design of the shower allows for flush in the ceiling mounting, or unit to hang down from the ceiling. Stainless steel drain pan to collect wash waste within cabinet.



Model 8355WCC

Fully-recessed combination shower unit features the AXION stainless steel showerhead with the AXION MSR eye/face wash. Stainless steel deep-drawn cabinet and polished chrome-plated brass pull-down valve with easy access in-line strainer.



Model 7655WCSM

Wheelchair accessible surface-mount AXION MSR eye/face wash. Chrome-plated brass pull-down valve for eye/face wash and easy access in-line strainer. Perfect for mounting on block or solid walls which cannot be cut into.



Model 7655WCC

Fully-recessed, wall-mounted unit features the AXION MSR eye/face wash. Stainless steel deep-drawn cabinet and polished chrome-plated brass pull-down valve with easy access in-line strainer.


AXION® THERMOSTATIC MIXING VALVES



Medically superior AXION MSR technology combined with HAWS INTEGRATED® custom engineering provides your facility a complete ANSI compliant safety response system.


AXION® VALVES

- Lowest internal pressure drop for this class of valve
- Custom shuttle design to virtually eliminate valve binding
- Offering NSF/ANSI 372 AB1953, reduction of lead content, compliance in select models
- Funnel design improves temperature control with better mixing at low flow rates
- Highest Cold Water Bypass flow rate by class in the industry
- Actively suspends hot water when cold water supply is lost to protect against scalding
- Lime and calcium resistant components used throughout the construction
- Extended 3-year warranty



Model TWBS.HF

AXION thermostatic mixing valve that mixes hot and cold water to supply tempered water to emergency shower and eyewash fixtures requiring flow up to 78 GPM (295 LPM). Triple redundant anti-scald protection. High Cold Water Bypass flow rate of 79 GPM (299 LPM). Pressure sensing diverter valve provided that sends a pressure signal to open cold water bypass valve if hot water loses pressure. Lead-free brass design CSA certified to ASSE 1071, NSF 61, NSF/ANSI 372, California Health and Safety Code 116875 (AB 1953-2006), and applicable sections of CSA B125.3.




Model 9201H

Lead-free AXION thermostatic mixing valve that mixes hot and cold water to supply tempered water to emergency shower and eyewash fixtures requiring flow up to 31 GPM (117 LPM). High Cold Water Bypass flow rate of 20 GPM (76 LPM). CSA Certified to ASSE 1071, NSF 61, NSF/ANSI 372, California Health and Safety Code 116875 (AB 1953-2006), and applicable sections of CSA B125.3.



Model 9201EW

AXION thermostatic mixing valve that mixes hot and cold water to supply tempered water to emergency eyewash fixtures requiring flow up to 10 GPM (37.9 LPM). CSA Certified to ASSE 1071 and applicable sections of CSA B125.3.




Model 9201E

AXION thermostatic mixing valve that mixes hot and cold water to supply tempered water to emergency shower and eyewash fixtures requiring flow up to 31 GPM (117 LPM). CSA Certified to ASSE 1071 and applicable sections of CSA B125.3.

FLOW CAPACITIES OF MIXING VALVES

| MODEL | INLET | OUTLET | MINIMUM FLOW | INTERNAL COLD WATER BY-PASS AT 30 PSI DROP | PRESSURE DROP | | | | | | | | | | |
|----------|--------|--------|--------------|--|---------------|------|------|------|------|------|------|------|------|------|-------|
| | | | | | 1 | 2 | 5 | 10 | 15 | 20 | 25 | 30 | 45 | 60 | PSI |
| 9201E | 1-1/4" | 1-1/4" | | | .069 | .138 | .345 | .689 | 1.03 | 1.38 | 1.72 | 2.07 | 3.10 | 4.13 | BAR |
| | | | 1 | 20 | 6 | 8 | 13 | 18 | 22 | 25 | 28 | 31 | 38 | 44 | GPM |
| | | | 4 | 76 | 22 | 30 | 48 | 68 | 83 | 96 | 107 | 117 | 144 | 166 | L/MIN |
| 9201EFE | 1/2" | 3/4" | | | .069 | .138 | .345 | .689 | 1.03 | 1.38 | 1.72 | 2.07 | 3.10 | 4.13 | PSI |
| | | | 1 | 10 | 2 | 3 | 5 | 7 | 9 | 10 | 11 | 12 | 15 | 17 | GPM |
| | | | 4 | 38 | 8 | 12 | 19 | 26 | 32 | 37 | 41 | 45 | 56 | 64 | L/MIN |
| 9201EW | 1/2" | 1/2" | | | .069 | .138 | .345 | .689 | 1.03 | 1.38 | 1.72 | 2.07 | 3.10 | 4.13 | PSI |
| | | | 1 | 4 | 2 | 3 | 4 | 6 | 7 | 8 | 9 | 10 | 12 | 14 | GPM |
| | | | 4 | 14 | 7 | 10 | 16 | 22 | 27 | 31 | 34 | 38 | 44 | 53 | L/MIN |
| 9201H | 1" | 1-1/4" | | | .069 | .138 | .345 | .689 | 1.03 | 1.38 | 1.72 | 2.07 | 3.10 | 4.13 | PSI |
| | | | 1 | 20 | 6 | 8 | 13 | 18 | 22 | 25 | 28 | 31 | 38 | 44 | GPM |
| | | | 4 | 76 | 23 | 30 | 49 | 68 | 83 | 95 | 106 | 117 | 144 | 167 | L/MIN |
| 9202E | 1-1/4" | 1-1/4" | | | .069 | .138 | .345 | .689 | 1.03 | 1.38 | 1.72 | 2.07 | 3.10 | 4.13 | PSI |
| | | | 1 | 50 | 14 | 20 | 32 | 45 | 55 | 64 | 71 | 78 | 95 | 110 | GPM |
| | | | 4 | 299 | 53 | 76 | 121 | 170 | 280 | 242 | 269 | 295 | 360 | 416 | L/MIN |
| TWBS.EWE | 1/2" | 3/4" | | | .069 | .138 | .345 | .689 | 1.03 | 1.38 | 1.72 | 2.07 | 3.10 | 4.13 | PSI |
| | | | 1 | 10 | 2 | 3 | 5 | 7 | 9 | 10 | 11 | 12 | 15 | 17 | GPM |
| | | | 4 | 38 | 8 | 12 | 19 | 26 | 32 | 37 | 41 | 45 | 56 | 64 | L/MIN |
| TWBS.HF | 2" | 2" | | | .069 | .138 | .345 | .689 | 1.03 | 1.38 | 1.72 | 2.07 | 3.10 | 4.13 | PSI |
| | | | 1 | 79 | 14 | 20 | 32 | 45 | 55 | 64 | 71 | 78 | 95 | 110 | GPM |
| | | | 4 | 299 | 53 | 76 | 121 | 170 | 280 | 242 | 269 | 295 | 360 | 416 | L/MIN |
| TWBS.SHE | 1-1/4" | 1-1/4" | | | .069 | .138 | .345 | .689 | 1.03 | 1.38 | 1.72 | 2.07 | 3.10 | 4.13 | PSI |
| | | | 1 | 50 | 13 | 19 | 30 | 43 | 52 | 60 | 68 | 74 | 91 | 105 | GPM |
| | | | 4 | 189 | 49 | 72 | 114 | 163 | 197 | 227 | 257 | 280 | 344 | 397 | L/MIN |



TEMPERED WATER :: PERFORMANCE SERIES



The Performance Series provides ANSI/ISEA Z358.1 compliant tempered water options with reduced lead time and cost by offering standardized configurations to meet decontamination needs. With multiple tank, electrical and blending capability options, the Performance Series will be sure to have your complete solution. All units are built and pre-tested for immediate usage.

Model 8710

Outdoor, heated, tempered water shower and eye/face wash system. This 5' x 9' (1.52 x 2.74 M) fiberglass enclosure uses a 20 GPM (75.7 LPM) AXION® showerhead, a 3 GPM (11.4 LPM) AXION® eye/face wash, and a 3 GPM (11.4 LPM) drench hose.

Additional features include:

- Internal space heater for 70°F (21°C) internal booth temperature control
- Built-in UV protection
- Audible and visible alarms
- Spring-loaded, self-closing doors
- Internal hot water supply
- Scald and freeze protection
- Advanced programmable monitoring control system
- Electrical system is easily adapted to voltages upon request
- Available operating temperature range: -40°F to 100°F (-40°C to 38°C)

Model 8720

Outdoor, overhead tank, tempered water shower and eye/face wash system for use in remote areas with no water supply. This 4.6' x 4.5' (1.4 x 1.37 M) fiberglass enclosure uses a 20 GPM (75.7 LPM) AXION® showerhead and a 3 GPM (11.4 LPM) AXION® eye/face wash.

Additional features include:


- 450-gallon (1703 L) fiberglass gravity-fed water tank
- Suitable for use in Seismic Zone C
- Built-in UV protection
- Plug-n-play with quick electrical disconnects
- Internal space heater for 70°F (21°C) internal booth temperature control
- Audible and visible alarms
- Spring-loaded, self-closing doors
- Scald and freeze protection
- Advanced programmable monitoring control system
- Electrical system is easily adapted to voltages upon request
- Available operating temperature range: -40°F to 100°F (-40°C to 38°C)

Model 8730

Outdoor shower and eye/face wash system. This 5' x 4' (1.52 x 1.22 M) fiberglass enclosure uses a 20 GPM (75.7 LPM) AXION® showerhead, a 3 GPM (11.4 LPM) AXION® eye/face wash, and a 3 GPM (11.4 LPM) drench hose.

Additional features include:

- Internal space heater for 70°F (21°C) internal booth temperature control
- Built-in UV protection
- Audible and visible alarms
- Spring-loaded, self-closing doors
- Scald and freeze protection
- Advanced programmable monitoring control system
- Electrical system is easily adapted to voltages upon request
- Available operating temperature range: -40°F to 100°F (-40°C to 38°C)



Model shown with additional light/alarm

Model 8760

Skid-mounted tempered water shower and eye/face wash system. This 5' x 5' (1.52 x 1.52 M) unit uses a 20 GPM (75.7 LPM) AXION® showerhead, a 3 GPM (11.4 LPM) AXION® eye/face wash, and a 3 GPM (11.4 LPM) drench hose.

Additional features include:

- Audible and visible alarms
- Internal hot water supply
- Advanced programmable monitoring control system
- Electrical system is easily adapted to voltages upon request
- Available operating temperature range: 40°F to 100°F (4°C to 38°C)

Model 8780

5' x 5' (1.52 x 1.52 M) Indoor water tempering skid supplying tempered water to single or multiple showers and/or eyewashes.

Additional features include:

- Scald protection
- Electrical system is easily adapted to voltages upon request
- Advanced programmable monitoring control system
- Available operating temperature range: 40°F to 100°F (4°C to 38°C)

Model 8785

5' x 5' (1.52 x 1.52 M) Fiberglass, outdoor water tempering booth supplying tempered water to single or multiple showers and/or eyewashes.

Additional features include:

- Internal space heater for 70°F (21°C) internal booth temperature control
- Built-in UV protection
- Scald and freeze protection
- Advanced programmable monitoring control system
- Available operating temperature range: -40°F to 100°F (-40°C to 38°C)

TANK and ELECTRICAL OPTIONS

| MODEL | 8710 | 8730 | 8760 | 8780 | 8785 | 8720 |
|---------------------------|------|---------------------------|------|------|------|--------------------------------------|
| TANK SIZES | | | | | | |
| Model .21 / 119 Gal. | X | Unit does not have a tank | X | X | X | Standard with 450-gal. (1703 L) tank |
| Model .22 / 120 Gal. ASME | X | | X | X | X | |
| Model .23 / 330 Gal. ASME | X | | X | X | X | |
| Model .25 / 200 Gal. AMSE | X | | X | X | X | |
| ELECTRICAL OPTIONS | | | | | | |
| Model .31 / NEMA 4 | X | X | X | X | X | X |
| Model .32 / CL1 DIV2 | X | X | X | X | X | X |

TANKLESS TEMPERED WATER :: OVERHEAD TANK SHOWER



Model 9326



Model 9321

Model 9326

Tankless Heater Solution, an electric water heating system designed to eliminate the need for large water storage tanks, as well as the continuous energy demand to maintain them at higher temperatures. This system will provide safety showers and eyewashes with an unlimited and instantaneous supply of tepid water, eliminating the "recovery time" needed to reheat large storage tanks after use. Controlled heater package housed in a NEMA 4 enclosure. Also available with a Type 304 stainless steel NEMA 4X enclosure, Model 9327. Multiple configurations and voltages are available for your specific project. *Standard models 9326 and 9327 are not for use in freezing environments.*

Model 9321

Tankless instantaneous indoor electric water heating system that eliminates the need for large water storage tanks, as well as the continuous energy demand to maintain them at higher temperatures. This system will provide safety showers and eyewashes with an unlimited supply of tepid water with flow rates up to 30 GPM, eliminating the "recovery time" needed to reheat large storage tanks after use. Unit is Nema 1 rated (non-waterproof) and designed to be wall mounted.

Model 8740

Pre-engineered and self-contained emergency overhead tank shower designed for indoor use featuring a 330-gallon (1249 L) IBC tank. Unit has backfill connection to meet ANSI Z358.1 compliance and includes integral forklift holes, visual water level indicator, easy tank access for maintenance, and a 6-piece galvanized steel modular frame. Options include AXION® MSR eye/face wash, model 874301S, and cleansing stick, model 9084. Ideal for projects where mobility, fast delivery, compact design and low-cost solutions are needed.



ACCESSORIES



Model SP829

10-5/8" (27cm) ABS green plastic drench AXION showerhead delivers dispersed flow for uniform drenching. Hydrodynamic design minimizes the strong physical pressure that drives the water to the outer rim making the distribution equal across the entire footprint of the flow. Stainless steel option, Model SP829SS.



Model SP65SS

AXION MSR stainless steel eye/face wash head with inverted directional flow, integral flow control, and laminar flow for enhanced comfort, stability and effectiveness.

(Not for use with freeze-resistant models). Green ABS plastic option available, Model SP65.



Model 9001

Emergency alarm and light system that is operated by a double-pole, double-throw flow switch when the emergency shower or eyewash is in operation. System can be mounted to pipe or wall.

120 VAC Class 1, Division 2, Groups B, C, and D emergency alarm system, Model 9001ExP.

Model 9084

Immersible Cleansing Stick that gives continual protection against pathogenic bacteria for water storage systems. It balances the PH of the water preventing the build-up of bio-film, scale and corrosion. This non-chemical disinfecting module is designed to be immersed in a water tank to provide constant protection from bio-film and hazardous levels of pathogenic bacteria, including Legionella. The Cleansing Stick will treat up to 528 gallons (2000 liters). Dimensions: 32" (81.3 cm) long x 3" (7.5 cm) in diameter.



Model SP157A

Stainless steel scald protection bleed valve. Automatic thermal actuator bleed valve opens when internal water temperature reaches 98° F (36.7° C) and closes at 95° F (35° C).



Model SP158B

Brass automatic thermal actuator freeze protection bleed valve opens when internal water temperature in emergency equipment falls below 36°F (2.2°C). 1/2" (1.27 cm) NPTF inlet and outlet.



Model 9011

ANSI Emergency Shower and Eyewash (ESEW) testing kit. Includes 5-gallon bucket with lid, 2-gallon marked line, shower sock and 3-piece pole, eyewash gauge, tape measure, testing tag, thermometer, ANSI checklist and testing instructions.



Model SP154DPDT

Flow switch for use with the 9001 and 9001EXP alarms. AC, 125/250 volts, 5 amps, double pole, double throw.



Model 9035

Three-sided enclosure provides privacy and protection. Durable construction with Dibond® aluminum side panels, and metal mounting feet to secure to all surfaces. Peaked roof allows for compatibility with most competitive combination units. Standardization of pipe and panel sizing for easy installation. Compact packaging for easy transportation between job sites.



DON'T SEE EXACTLY WHAT YOU'RE LOOKING FOR?

Our team can help create a personalized product solution to fit your needs.

Below are some commonly ordered custom designs:

- Fully assembled combination showers/eyewashes
- Proximity switches on shower/eyewash valves
- Modified alarm packages and custom accessories

Call us at **888.640.4297**, or email info@hawSCO.com

